

# INSTRUCTIONS FOR USE

## Naloxone Hydrochloride (nal ox' one hye' droe klor' ide)

### Nasal Spray

You and your family members or caregivers should read the Instructions for Use that comes with naloxone hydrochloride nasal spray before using it. Talk to your healthcare provider if you and your family members or caregivers have any questions about the use of naloxone hydrochloride nasal spray.

**Use naloxone hydrochloride nasal spray for known or suspected opioid overdose in adults and children.**

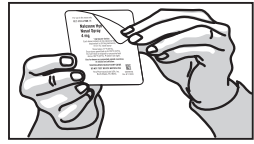
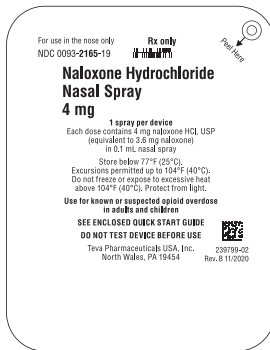
**Important: For use in the nose only.**

- Do not remove or test the naloxone hydrochloride nasal spray until ready to use.
- Each naloxone hydrochloride nasal spray has 1 dose and cannot be reused.
- You do not need to prime naloxone hydrochloride nasal spray.

**How to use naloxone hydrochloride nasal spray:**

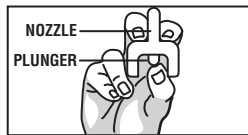
**Step 1.** Lay the person on their back to receive a dose of naloxone hydrochloride nasal spray.

**Step 2.** Remove naloxone hydrochloride nasal spray from the box. Peel back the tab with the circle to open the naloxone hydrochloride nasal spray.



**Note:** Naloxone hydrochloride nasal spray freezes at temperatures below 5°F (-15°C). If this happens, the device will not spray. Get emergency medical help right away if this happens. Do not wait for naloxone hydrochloride nasal spray to thaw. Naloxone hydrochloride nasal spray may still be used if it has been thawed after being previously frozen.

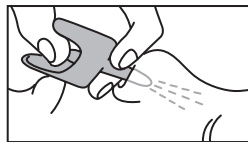
**Step 3.** Hold the naloxone hydrochloride nasal spray with your thumb on the bottom of the plunger and your first and middle fingers on either side of the nozzle.



**Step 4.** Tilt the person's head back and provide support under the neck with your hand. Gently insert the tip of the nozzle into **one nostril** until your fingers on either side of the nozzle are against the bottom of the person's nose.



**Step 5.** Press the plunger firmly to give the dose of naloxone hydrochloride nasal spray.

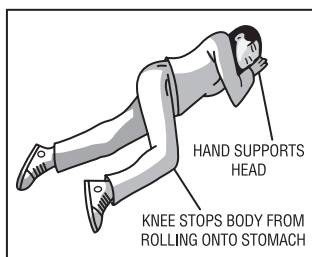


**Step 6.** Remove the naloxone hydrochloride nasal spray from the nostril after giving the dose.

**What to do after naloxone hydrochloride nasal spray has been used:**

**Step 7. Get emergency medical help right away.**

- Move the person on their side (recovery position) after giving naloxone hydrochloride nasal spray.
- Watch the person closely.
- If the person does not respond by waking up, to voice or touch, or breathing normally another dose may be given. Naloxone hydrochloride nasal spray may be dosed every 2 to 3 minutes, if available.



- Repeat **Steps 2 through 6** using a new naloxone hydrochloride nasal spray to give another dose in the other nostril. If additional naloxone hydrochloride nasal sprays are available, Steps 2 through 6 may be repeated every 2 to 3 minutes until the person responds or emergency medical help is received.

**Step 8.** Put the used naloxone hydrochloride nasal spray back into its box.

**Step 9.** Throw away (dispose of) the used naloxone hydrochloride nasal spray in a place that is away from children.

**How should I store naloxone hydrochloride nasal spray?**

- Store below 77°F (25°C).
- Excursions permitted up to 104°F (40°C).
- Do not freeze or expose to excessive heat above 104°F (40°C).
- Keep naloxone hydrochloride nasal spray in the box until ready to use. Protect from light.
- Replace naloxone hydrochloride nasal spray before the expiration date on the box.

**Keep naloxone hydrochloride nasal spray and all medicines out of the reach of children.**

This Instructions for Use has been approved by the U.S. Food and Drug Administration. For more information, go to [www.tevagenerics.com](http://www.tevagenerics.com) or call 1-888-TEVAUSA (1-888-838-2872).

**Teva Pharmaceuticals USA, Inc.**

North Wales, PA 19454

Rev. E 6/2022